

World Bank Doing Business global rank, 2020

The Doing Business indicators provide comprehensive and comparative global data tracking business regulation environments over time. A high ease of doing business ranking means that the regulatory environment in that economy is more conducive to the starting and operation of a local firm. The indicators were not updated in 2021, therefore the most recent data from 2020 is presented here.

	Mauritius	13
	South Africa	84
	Zambia	85
	Botswana	87
	Seychelles	100
	Namibia	104
	Malawi	109
	Eswatini	121
	Lesotho	122
	Mozambique	85
	Zimbabwe	140
	Madagascar	161
	Angola	177
	Congo, Dem.	183

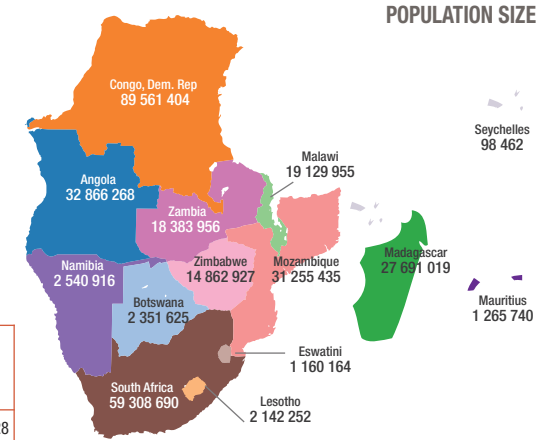
Mortgage lending (most recent data available)*

	Angola	Botswana	DRC	Eswatini	Lesotho	Madagascar	Malawi	Mauritius	Mozambique	Namibia	Seychelles	South Africa	Zambia	Zimbabwe
Number of mortgage providers	5	13	6	5	4	5	6	9	17	8	10	15	12	12
Number of mortgages outstanding	n/a	17 500	n/a	n/a	2 100	n/a	1 616	n/a	n/a	49 077	n/a	1 663 503	10 436	4 894
Prevailing mortgage rate	24%	9%	19%	8%	9%	17%	21%	10%	22%	9%	13%	9%	30%	50%
Average mortgage term in years	25	25	25	25	25	20	20	35	25	30	30	30	25	10
Average percentage of the down payment on a mortgage if required	10%	10%	n/a	10%	20%	20%	10%	10%	20%	n/a	20%	20%	10%	25%
Percent of mortgages classified as non-performing	28.6%	3.0%	16.0%	n/a	n/a	n/a	7.22%	n/a	9.0%	n/a	0.3%	3.90%	n/a	6.56%

Financing view (most recent data available)*

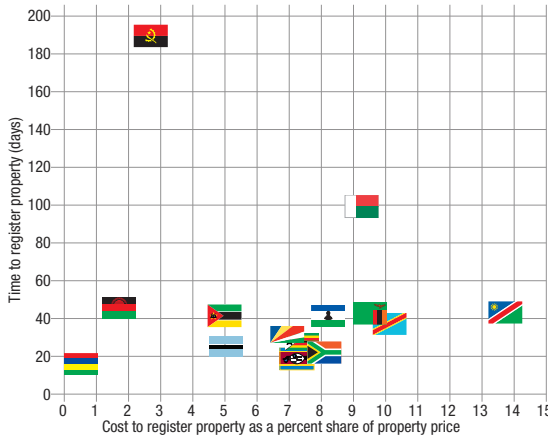
	Angola	Botswana	DRC	Eswatini	Lesotho	Madagascar	Malawi	Mauritius	Mozambique	Namibia	Seychelles	South Africa	Zambia	Zimbabwe
Number of microfinance loans outstanding	14 887	n/a	1 488	20 261	522	261 002	475 204	1 893	n/a	229 999	9 072	5 355 000	10 915 261	454 428
Number of microfinance providers	300	78	19	117	98	25	61	9	9	377	1	4 500	116	137
Value of microfinance loans outstanding (US\$ million)	7.97	443.00	147.20	5.31	76.94	235.00	18.33	6.72	n/a	470.91	95.20	14 879.00	11.18	7.02

Southern Africa

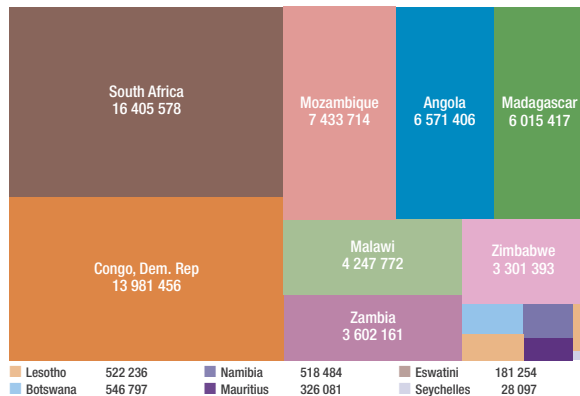


Cheapest newly built house: Cost, size and percent urban population that can afford, (most recent data available)*

Cost and number of days to register property, 2020

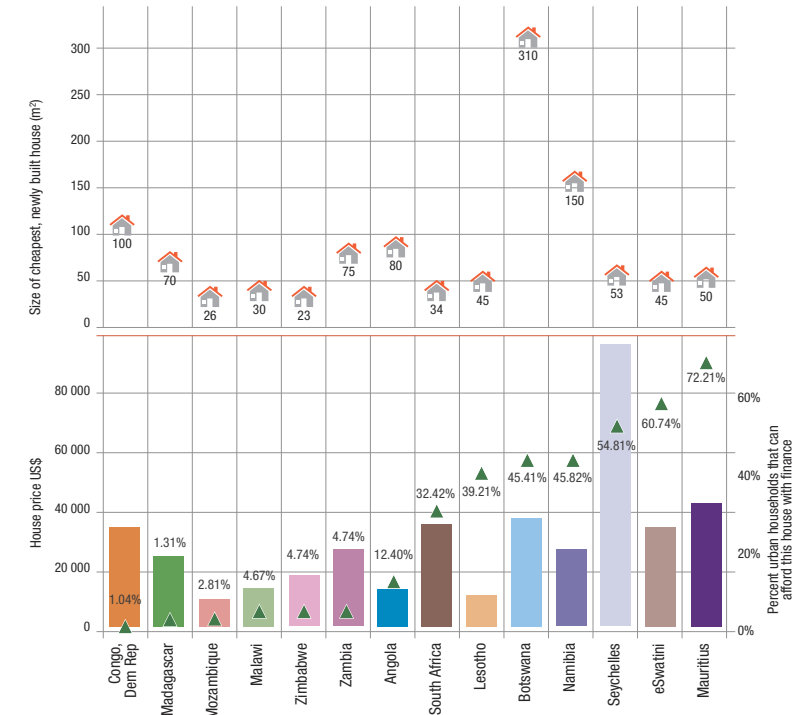
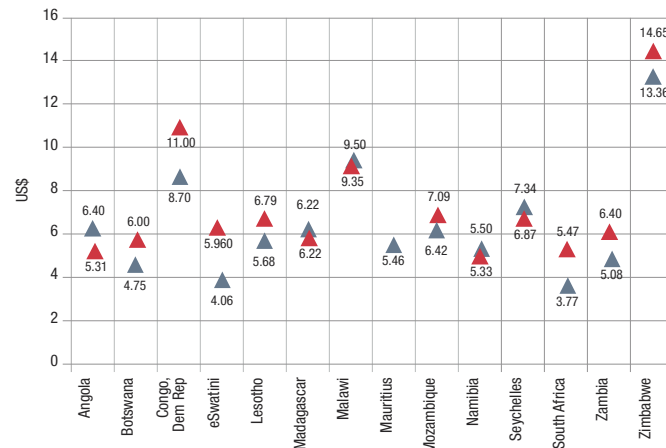


Number of households, 2021



50%
of countries in the region have available information on number of mortgages.

Price of standard 50kg bag of cement, 2020 and 2021



*Most recent data available and sourced through the Yearbook process is presented here; therefore years may vary from 2016 to 2021. To learn the year for the data presented, see the Key Figures table in the respective country profile.
NB: Figures for indicators collected by Yearbook authors only include the information they were able to obtain. Actual amounts, for total number of mortgage providers and/or mortgages outstanding, for example, may be higher.
Source: World Bank Doing Business, 2020; Economist Intelligence Unit GIDD, 2020; data collected by Yearbook authors.