

# Housing Developments in the Nairobi Metropolitan Area

Developer [Current View]

Go to Buyer View

Email CAHF

Click to view all the filter options

Use this to clear a specific filter

Select filter option(s) and Click 'Apply' to effect changes

Select property detail to filter with. Then choose a start and end values range

Input developer name and press the 'Enter' key to search

Select the help icon to show the definitions of terms

Year Data Collected: (All) | Location: (All) | Project Status: (All) | Unit Type: (Multiple va... | Type of Development: (All)

Property Management M... | Main Water Source: (All) | Waste Disposal Mechanis... | Has Water Recycling?: (All) | Has Solar Energy Source?: (All)

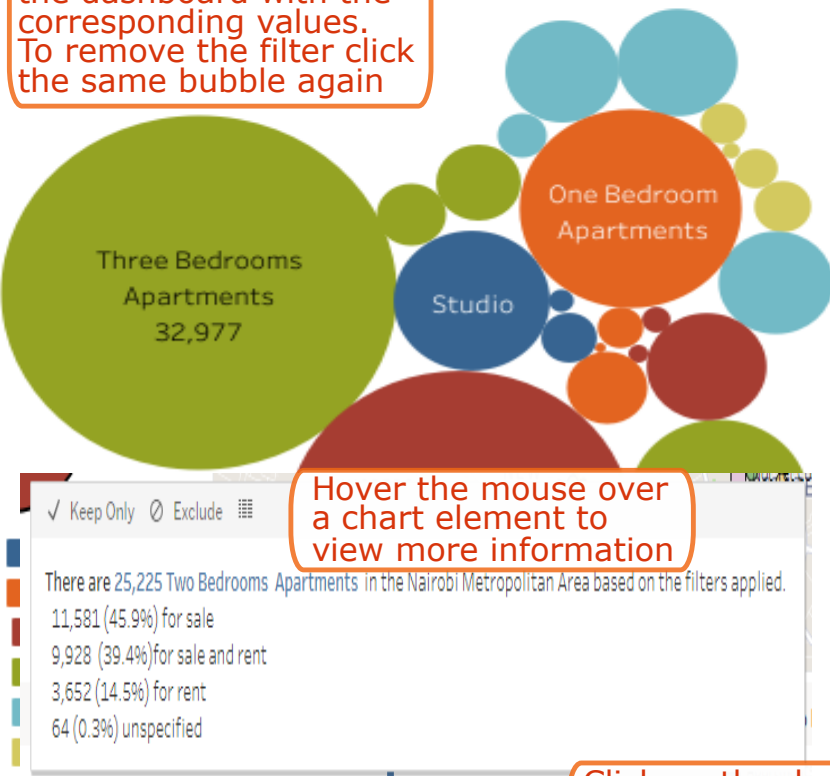
Choose Property Detail to Filter | Enter from Unit Price: 0 | Enter to Unit Price: 400,000,000,000,000 | Search by Developer? | RESET FILTERS

Unit Price: Rent Price Per Month, Rent Per SQM, Unit Price, Price Per SQM, Unit Plinth Area SQM, Total Units in Development, Total Parking Slots, Mortgage Installation

895 Completed | 148 Ongoing | 10 Planned | 5 No Data | 5 Stalled | 4 Not Yet Commenced

Filters selected :: Year data valid: All | Project status: All | Locations All | Typology: All | Type of development: All | Developer model: All | Property management model: All | Main water source: All | Waste disposal mechanism: All | Has water recycling?: All | Has solar energy?: All | Affordable housing project: All | Unit Price from Kes.0 to Kes.400,000,000,000,000

Click on a bubble to filter the dashboard with the corresponding values. To remove the filter click the same bubble again

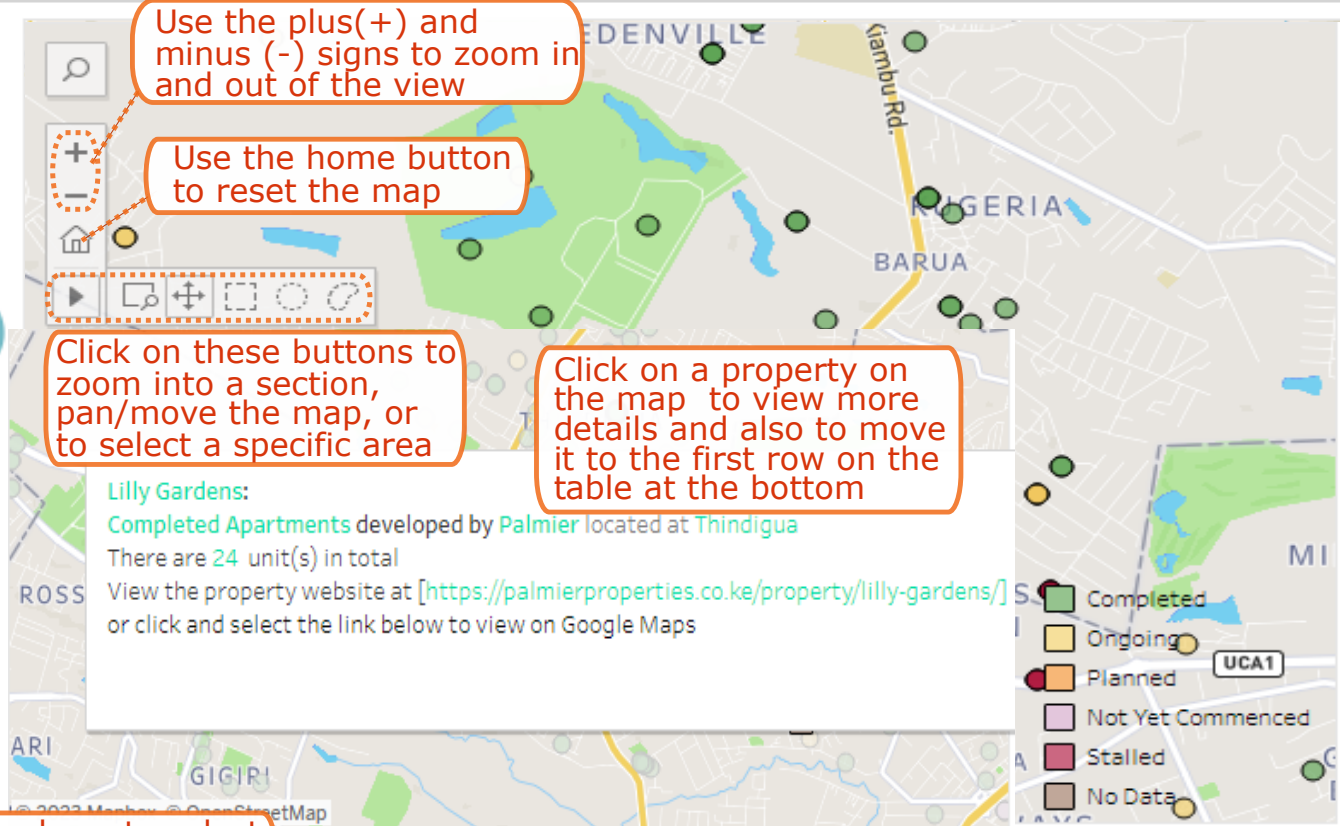


Use the plus(+) and minus (-) signs to zoom in and out of the view

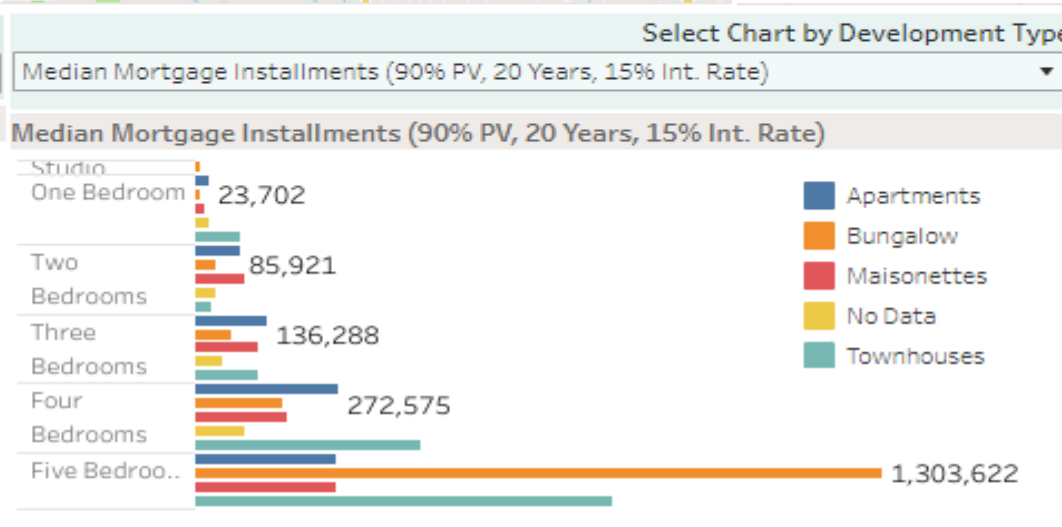
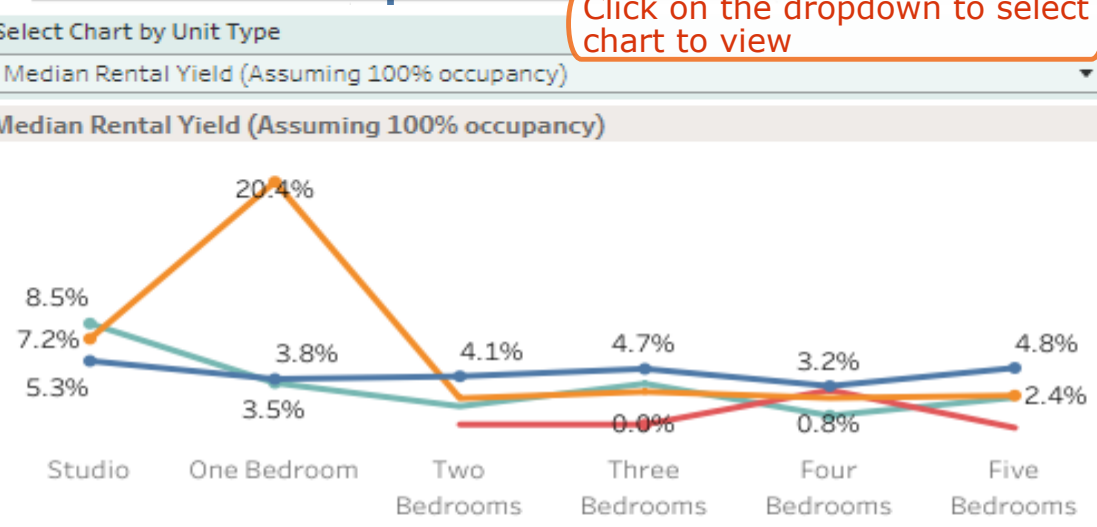
Use the home button to reset the map

Click on these buttons to zoom into a section, pan/move the map, or to select a specific area

Click on a property on the map to view more details and also to move it to the first row on the table at the bottom



Click on the dropdown to select chart to view



Project Name	Developer Name	Rent Per Mnth	Unit Price	Unit Plinth Are..	Rent Per Sqm	Price Per Sqm	# Units Per Acre	Parking Bays P..
Lily gardens	Private Developer	28,500	0	70	403	0	51	1
Casa Mia	Ghanima Limited	30,000	5,950,000	95	316	62,632		
Fahari Gardens	Private Developer	40,000	0	0				

Use the vertical scroll bar to view more listings in the cross-tabulation